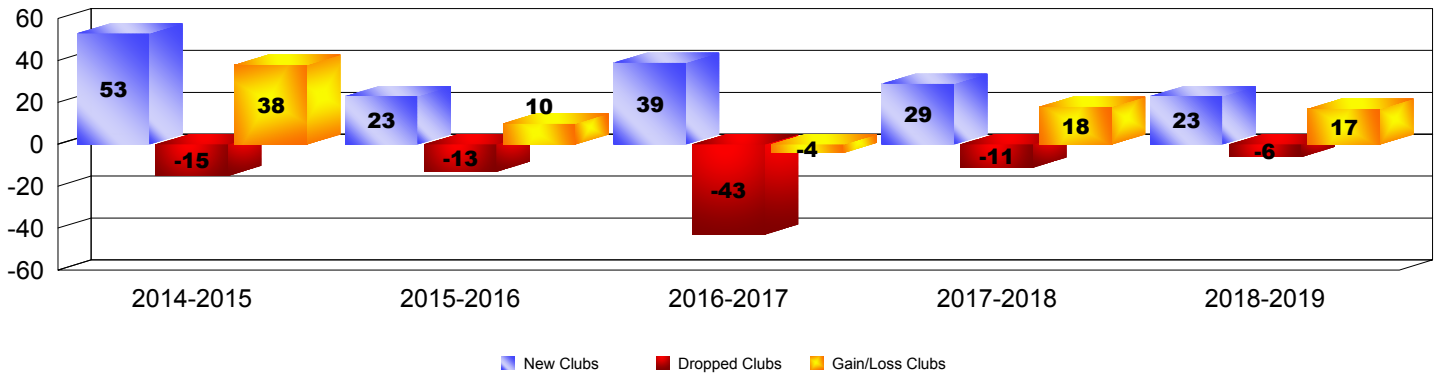
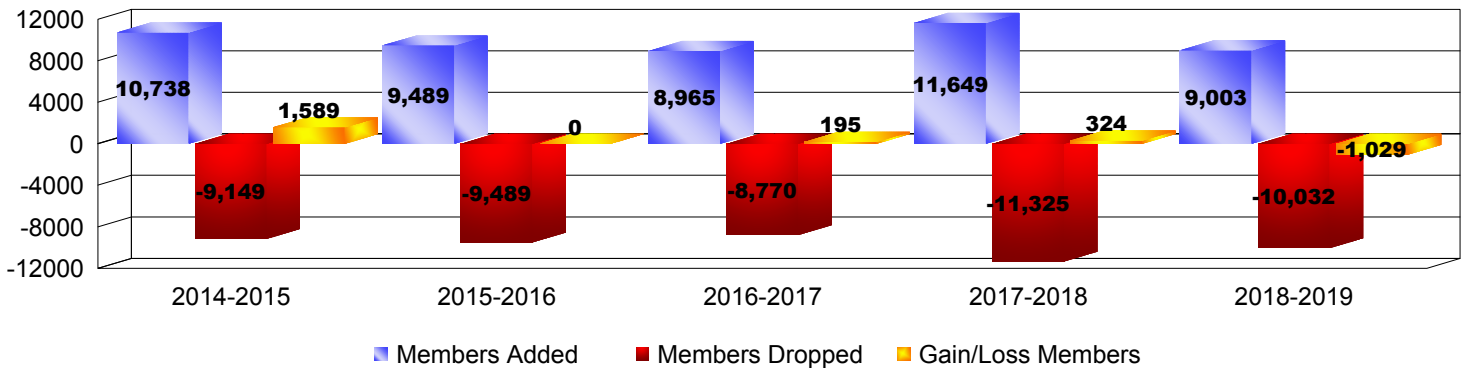


Year	New Clubs	Dropped Clubs	Gain/Loss Clubs	New Members	Charter Members	Reinstate Members	Transfer Members	Total Member Added	Total Members Dropped	Gain/Loss Members
2014-2015	53	-15	38	8365	1691	525	157	10738	-9149	1589
2015-2016	23	-13	10	7763	948	607	171	9489	-9489	0
2016-2017	39	-43	-4	6839	1389	555	182	8965	-8770	195
2017-2018	29	-11	18	9717	1198	543	191	11649	-11325	324
2018-2019	23	-6	17	7359	890	545	209	9003	-10032	-1029
Average	33	-18	16	8009	1223	555	182	9969	-9753	216

Clubs




Members



Membership Composition

June 2019 Cumulative



Gender Comparison

June 2019 Cumulative

